


Features:

- Ideal for crossovers or jumpers on circuit boards with auto-insertion capability
- High current rating
- Cut and formed product is available on select sizes, contact Stackpole for details
- CDM14 (mini) ideal choice when size constraints apply
- RoHS compliant, REACH compliant, lead free, and halogen free

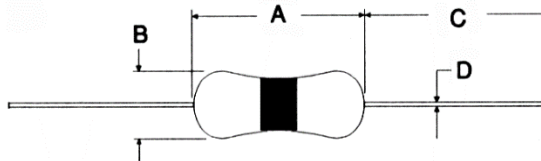


Electrical Specifications

Part Number (zero Ohm)	Current Rating (A) @ 70°C	Dielectric Withstanding Voltage (V)	Marking	Resistance (Ω)
CD18	2	300	Single black band	0.01 or less
CDM14	3	300		
CD14	3	500		
CD12	4	600		

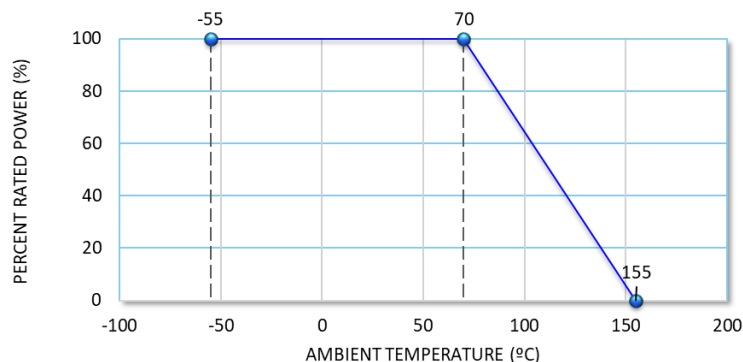
Operating temperature range is -55 to +155°C

Mechanical Specifications



Type/Code	A Body Length	B Body Diameter	C Lead Length (Bulk)	D Lead Diameter	Unit
CD18	0.126 +0.008/-0 3.20 +0.20/-0	0.071 ± 0.008 1.80 ± 0.20	1.102 ± 0.118 28.00 ± 3.00	0.018 ± 0.002 0.45 ± 0.05	inches mm
CDM14	0.126 +0.008/-0 3.20 +0.20/-0	0.071 ± 0.008 1.80 ± 0.20	1.102 ± 0.118 28.00 ± 3.00	0.018 ± 0.002 0.45 ± 0.05	inches mm
CD14	0.236 ± 0.012 6.00 ± 0.30	0.094 ± 0.008 2.40 ± 0.20	1.102 ± 0.118 28.00 ± 3.00	0.022 ± 0.002 0.55 ± 0.05	inches mm
CD12	0.335 ± 0.020 8.50 ± 0.50	0.110 ± 0.012 2.80 ± 0.30	1.102 ± 0.118 28.00 ± 3.00	0.028 ± 0.002 0.70 ± 0.05	inches mm

Power Derating Curve:



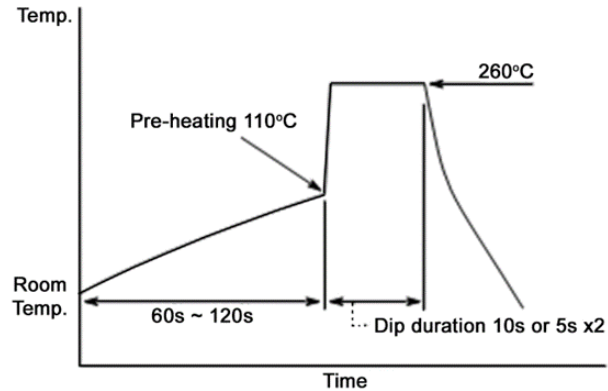
Recommended Resistor Reflow Profile

Flow Soldering:

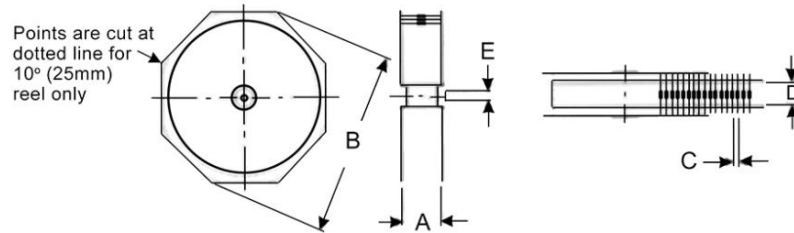
- Pre-heating: 110°C MAX
- Peak temperature/duration: 260°C within 10 seconds (1st, 2nd wave total)
- Temperature profile (see chart on the right)

Iron Soldering:

- 380°C, 5 seconds, once/terminal



Reel Specifications



Series	Size	A max ⁽¹⁾	B max	C	D ⁽²⁾	Tape	Unit
CD	18	2.508 63.70	13.504 343.00	0.197 ± 0.020 5.00 ± 0.50	2.063 ± 0.079 52.40 ± 2.00	0.250 6.35	inches mm
CDM	14	2.508 63.70	13.504 343.00	0.197 ± 0.020 5.00 ± 0.50	2.063 ± 0.079 52.40 ± 2.00	0.250 6.35	inches mm
CD	14	2.618 66.50	13.504 343.00	0.197 ± 0.020 5.00 ± 0.50	2.063 ± 0.079 52.40 ± 2.00	0.250 6.35	inches mm
CD	12	2.736 69.50	13.504 343.00	0.197 ± 0.020 5.00 ± 0.50	2.063 ± 0.079 52.40 ± 2.00	0.250 6.35	inches mm

Dimension "E": This is a non-critical dimension that does not have a tolerance in the standard.

Range of diameters is from 0.547 inches (13.90 mm) to 1.500 inches (38.10 mm).

(1) Reference value only. The "A" dimension shall be governed by the overall length of the taped component.

The distance between flanges shall be 0.059 inches (1.50 mm) to 0.315 (8.00 mm) greater than the overall component.

(2) The given dimension "D" expresses the standard width spacing.

RoHS Compliance

Stackpole Electronics has joined the worldwide effort to reduce the amount of lead in electronic components and to meet the various regulatory requirements now prevalent, such as the European Union's directive regarding "Restrictions on Hazardous Substances" (RoHS 3). As part of this ongoing program, we periodically update this document with the status regarding the availability of our compliant components. All our standard part numbers are compliant to EU Directive 2011/65/EU of the European Parliament as amended by Directive (EU) 2015/863/EU as regards the list of restricted substances.

RoHS Compliance Status						
Standard Product Series	Description	Package / Termination Type	Standard Series RoHS Compliant	Lead-Free Termination Composition	Lead-Free Mfg. Effective Date (Std Product Series)	Lead-Free Effective Date Code (YY/WW)
CD	Axial Leaded Zero Ohm Resistor	Axial	YES	100% Matte Sn	Jan-04	04/01
CDM	Axial Leaded Zero Ohm Resistor (Mini)					

"Conflict Metals" Commitment

We at Stackpole Electronics, Inc. are joined with our industry in opposing the use of metals mined in the "conflict region" of the eastern Democratic Republic of the Congo (DRC) in our products. Recognizing that the supply chain for metals used in the electronics industry is very complex, we work closely with our own suppliers to verify to the extent possible that the materials and products we supply do not contain metals sourced from this conflict region. As such, we are in compliance with the requirements of Dodd-Frank Act regarding Conflict Minerals.

Compliance to "REACH"

We certify that all passive components supplied by Stackpole Electronics, Inc. are SVHC (Substances of Very High Concern) free and compliant with the requirements of EU Directive 1907/2006/EC, "The Registration, Evaluation, Authorization and Restriction of Chemicals", otherwise referred to as REACH. Contact us for complete list of REACH Substance Candidate List.

Environmental Policy

It is the policy of Stackpole Electronics, Inc. (SEI) to protect the environment in all localities in which we operate. We continually strive to improve our effect on the environment. We observe all applicable laws and regulations regarding the protection of our environment and all requests related to the environment to which we have agreed. We are committed to the prevention of all forms of pollution.

How to Order

Product Series		Current Rating		Tolerance		Packaging		Resistance Value	
Code	Description	Code	A	Code	Tol	Code	Description	Size	Quantity
CD	Zero Ohm - Axial Lead	18	2	Z	< 0.01 ohm	T	Tape and Reel	18, 14	5000
CDM	Zero Ohm - Axial Lead (Mini)	14	3			A	Ammo	12	2500
		12	4					18, 14	5000
								12	2500
						B	Bulk	all sizes	1000